

## PRODUCT DATA SHEET

# Sika AnchorFix<sup>®</sup>-2+ Tropical

### ANCHORING ADHESIVE FOR MEDIUM TO HIGH LOADS

#### DESCRIPTION

Solvent and styrene free, epoxy acrylate based, two part anchoring adhesive for tropical/hot climate conditions.

#### USES

Sika AnchorFix<sup>®</sup>-2+ Tropical may only be used by experienced professionals.

As a fast curing anchoring adhesive for all grades of:

- Rebars / reinforcing steel
- Threaded rods
- Bolts and special fastening systems
- Concrete
- Solid masonry
- Steel

Prior to any application, the suitability of the Sika AnchorFix<sup>®</sup> Adhesive for the substrate in terms of the desired bond strength, and for the prevention of surface staining or discolouration, must be confirmed by testing in a sample area. This is due to the wide variation of possible substrates, particularly in terms of strength, composition and porosity:

- Hard natural stone
- Solid rock

#### CHARACTERISTICS / ADVANTAGES

- Fast curing
- Standard guns can be used
- Medium to high load capacity
- ETA Approval available
- Suitable for cracked concrete
- Drinking Water certified
- LEED Attestation available
- Non-sag, even overhead
- Styrene-free
- Low odour
- Low wastage

#### APPROVALS / CERTIFICATES

- Bonded injection type anchor according to ETAG 001 Part 1 and 5 Option 1, ETA-14/0346, Declaration of Performance 020205010020000011 5034408 (1138), certified by notified product certification body 1020, certificate of constancy of performance 1020-CPR-090-032534, and provided with the CE marking.
- Post installed rebar connection according to ETAG 001 Part 1 and 5 TR 023, ETA-13/0779, Declaration of Performance 020205010020000011 5034408 (1138), certified by notified product certification body 1020, certificate of constancy of performance 1020-CPD-090-036698, and provided with the CE marking
- Drinking Water Certificate: Water Regulations Advisory Scheme Ltd. (WRAS) Approval Number: 1604543

#### PRODUCT INFORMATION

<b>Packaging</b>	300 ml standard cartridge	12 cartridges per box
<b>Colour</b>	Component A	grey
	Component B	off-white
	Component A+B mixed	light grey
<b>Shelf life</b>	15 months from date of production All Sika AnchorFix <sup>®</sup> -2+ Tropical cartridges have the expiry date printed on the label.	

**Storage conditions** Stored properly in original, unopened, sealed and undamaged packaging in dry conditions at temperatures between +5 °C and +25 °C. Protect from direct sunlight.

**Density** ~1.60–1.75 kg/l (component A)  
~1.45–1.50 kg/l (component B)  
~1.65–1.75 kg/l (component A+B mixed)

## TECHNICAL INFORMATION

<b>Compressive Strength</b>	~70 N/mm <sup>2</sup> (7 days, +20 °C)	(ASTM D 695)
<b>Modulus of Elasticity in Compression</b>	~7 000 N/mm <sup>2</sup> (7 days, +20 °C)	(ASTM D 695)
<b>Tensile Strength in Flexure</b>	~29 N/mm <sup>2</sup> (7 days, +20 °C)	(ASTM D 790)
<b>Tensile Strength</b>	~15 N/mm <sup>2</sup> (7 days, +20 °C)	(ASTM D 638)
<b>Modulus of Elasticity in Tension</b>	~3 800 N/mm <sup>2</sup> (7 days, +20 °C)	(ASTM D 638)
<b>Service Temperature</b>	Long term _____ -40 °C min. / +50 °C max Short term (1–2 hours) _____ +80 °C	(ETAG 001, part 5)

## SYSTEMS

**System Structure** For design details, please refer to the separate documentation provided: "Technical Documentation Sika AnchorFix®-2+ Tropical" Ref: 870 43 07

## APPLICATION INFORMATION

<b>Mixing Ratio</b>	Component A : component B = 10 : 1 by volume		
<b>Layer Thickness</b>	~5 mm max.		
<b>Sag Flow</b>	Non-sag, even overhead		
<b>Product Temperature</b>	Sika AnchorFix®-2+ Tropical must be at a temperature of between +15 °C and +40 °C for application.		
<b>Ambient Air Temperature</b>	+15 °C min. / +40 °C max.		
<b>Dew Point</b>	Beware of condensation. Substrate temperature during application must be at least 3 °C above dew point.		
<b>Substrate Temperature</b>	+15 °C min. / +40 °C max.		
<b>Curing Time</b>	<b>Temperature</b>	<b>Open time - T<sub>gel</sub></b>	<b>Curing time - T<sub>cur</sub></b>
	+35 °C – +40 °C	3.5 minutes	40 minutes
	+30 °C – +35 °C	5 minutes	50 minutes
	+25 °C – +30 °C	7.5 minutes	85 minutes
	+20 °C – +25 °C	10 minutes	145 minutes
	+15 °C – +20 °C*	15 minutes	5 hours

\*Minimum cartridge temperature = +15 °C

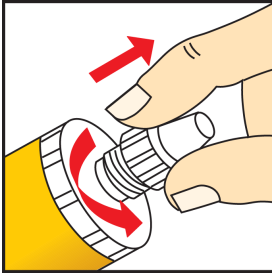
# APPLICATION INSTRUCTIONS

## SUBSTRATE QUALITY

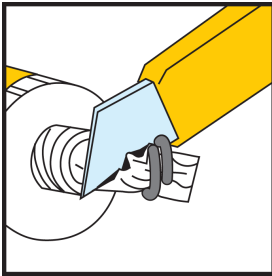
Mortar and concrete must be older than 28 days. Substrate strength (concrete, masonry, natural stone) must be verified. Pull-out tests must be carried out if the substrate strength is unknown. The anchor hole must always be clean, dry, free from oil and grease etc. Loose particles must be removed from the holes. Threaded rods and rebars have to be cleaned thoroughly from any oil, grease or any other substances and particles such as dirt etc.

## MIXING

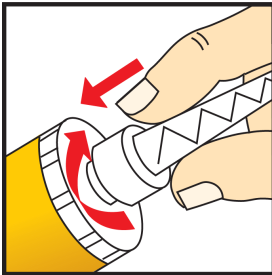
Getting the cartridge ready: 300 mL



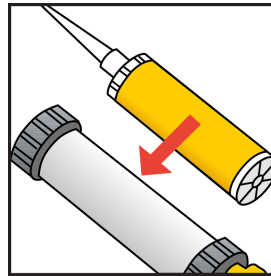
1. Unscrew the cap



2. Cut the film



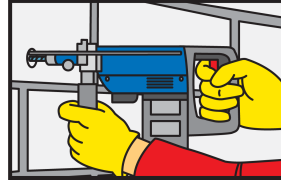
3. Screw on the static mixer



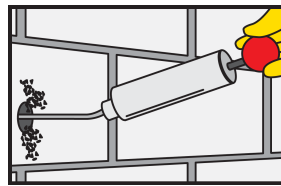
4. Place the cartridge into the gun and start application

## APPLICATION METHOD / TOOLS

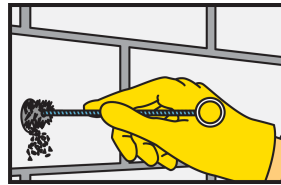
Anchors in solid masonry/concrete:



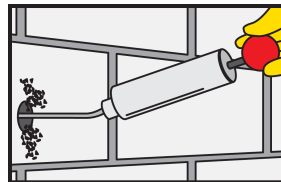
Drilling of hole with an electric drill to the diameter and depth required. Drill hole diameter must be in accordance with anchor size.



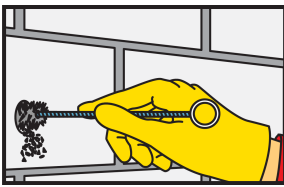
The drill hole must be cleaned with a blow pump or by compressed air, starting from the bottom of the hole. (at least 2x)  
Important: use oil-free compressors.



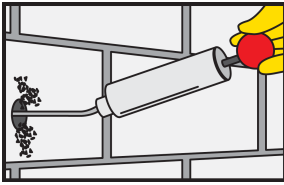
The drill hole must be thoroughly cleaned with the special steel brush (brush at least 2x). The diameter of the brush must be larger than the diameter of the drill hole.



The drill hole must be cleaned with a blow pump or by compressed air, starting from the bottom of the hole. (at least 2x)  
Important: use oil-free compressors.

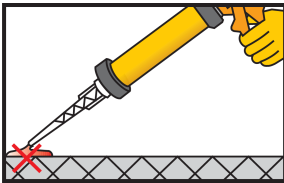


The drill hole must be thoroughly cleaned with the special steel brush (brush at least 2x). The diameter of the brush must be larger than the diameter of the drill hole

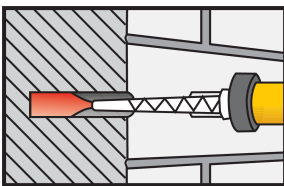


The drill hole must be cleaned with a blow pump or by compressed air, starting from the bottom of the hole. (at least 2x)

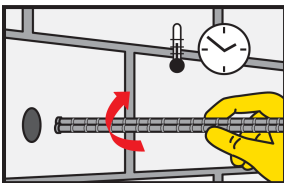
Important: use oil-free compressors.



Pump approx. twice until both parts come out uniformly. Do not use this material. Release the gun pressure and clean the cartridge opening with a cloth.




Inject the adhesive into the hole, starting from the bottom, while slowly drawing back the static mixer. In any case avoid entrapping air. For deep holes extension tubing can be used.



Insert the anchor with a rotary motion into the filled drill hole. Some adhesive must come out of the hole.

Important: the anchor must be placed within the open time.



During the resin hardening time the anchor must not be moved or loaded. Wash tools immediately with Sika® Colma Cleaner. Wash hands and skin thoroughly with warm soap water.

## FURTHER INFORMATION

For design details, please refer to the separate documentation provided:  
Technical Documentation Sika AnchorFix®-2+ Tropical 870 43 05"

## BASIS OF PRODUCT DATA

All technical data stated in this Data Sheet are based on laboratory tests. Actual measured data may vary due to circumstances beyond our control.

## LOCAL RESTRICTIONS

Note that as a result of specific local regulations the declared data and recommended uses for this product may vary from country to country. Consult the local Product Data Sheet for the exact product data and uses.

## ECOLOGY, HEALTH AND SAFETY

For information and advice on the safe handling, storage and disposal of chemical products, users shall refer to the most recent Safety Data Sheet (SDS) containing physical, ecological, toxicological and other safety-related data.

## LEGAL NOTES

The information, and, in particular, the recommendations relating to the application and end-use of Sika products, are given in good faith based on Sika's current knowledge and experience of the products when properly stored, handled and applied under normal conditions in accordance with Sika's recommendations. In practice, the differences in materials, substrates and actual site conditions are such that no warranty in respect of merchantability or of fitness for a particular purpose, nor any liability arising out of any legal relationship whatsoever, can be inferred either from this information, or from any written recommendations, or from any other advice offered. The user of the product must test the product's suitability for the intended application and purpose. Sika reserves the right to change the properties of its products. The proprietary rights of third parties must be observed. All orders are accepted subject to our current terms of sale and delivery. Users must always refer to the most recent issue of the local Product Data Sheet for the product concerned, copies of which will be supplied on request.

### PT. Sika Indonesia Head Office and

Jl. Raya Cibinong-Bekasi Km.20  
Limusnunggal-Cileungsi  
Bogor 16820-Indonesia  
Tel. +62 21 8230025, Fax +62 21 8230026  
Web: idn.sika.com  
Email: sikacare@id.sika.com



Product Data Sheet  
Sika AnchorFix®-2+ Tropical  
June 2018, Version 01.01  
020205010020000009

SikaAnchorFix-2+Tropical-en-ID-(06-2018)-1-1.pdf